

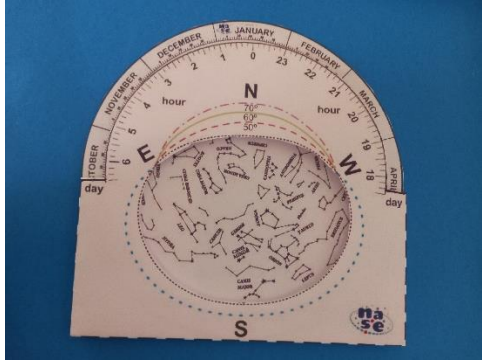

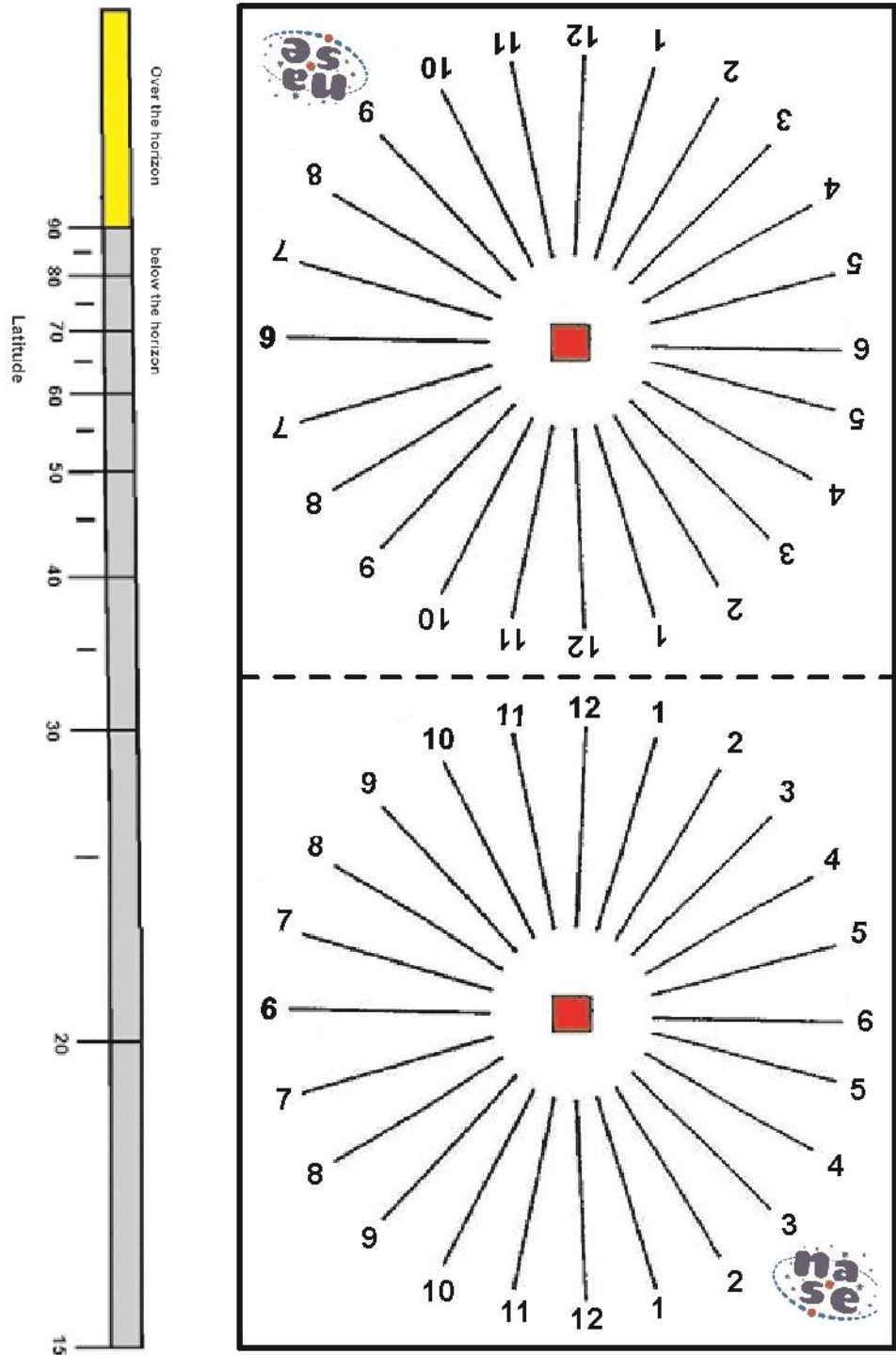




NASE ASTRO-CULTURE COURSE LAT. 30-70 S

Workshop	Materials	
WS1	Print the Workshop 1 a pair of scissors, glue, a piece of cardboard (DIN A4) Act. 2: a compass or a Compass app on the mobile phone 1 terrestrial sphere, 1 Blue Tack (pressure-sensitive adhesive), 1 small doll, 1 pen or a pencil, 1 cup or a glass not very tall, 30 toothpicks Act. 4: 1 stick of 15 cm long (a skewer)	WS1 Local Horizon and Sundials 
WS2	Print the Workshop 2 a pair of scissors glue a piece of cardboard (DIN A4) Act. 1, 2 and 3: 1 small doll 2 clips 1 stick of 15 cm long (a skewer)	WS2 Stellar, solar & lunar dem. 
WG1	scissors	WG1 Preparing Observations. 
WG2	It is necessary to use the 2 demonstrators of workshop 2 and the Planisphere of Working Group 1	WG2 Astronomy in the city 

WORKSHOP 1



WORKSHOP 2 SUR

