

IAU- NASE

Network for Astronomy School Education

Quality in
Education



IAU-C1-WG

Network for Astronomy School Education

- NASE chairperson: Rosa M. Ros (Spain)
Vice-chair: Beatriz García (Argentina)

Secretary: Ederlinda Viñuales

Treasurer & Newsletter Editor: Ricardo Moreno

Designer: Silvina Pérez

Management System Technician: Delia Santa María

Evaluation : Jaume Fabregat

Webmaster: Victor Ramírez



IAU-C1-WG

Network for Astronomy School Education

- NASE organises courses for secondary and primary school teachers and create **Local Working Groups** for repeating the course at least once per year and create supplementary materials.
- The activities are in **Language of the country**



Goals of NASE

- **Promote teaching astronomy by means of teachers education (secondary and primary school teachers)**
- **Encourage astronomy learning by doing (by models and observation)**
- **Motivate teachers and students to observe in the school**
- **Organize in each country a NASE group with local teachers and professors to teach NASE course and prepare new materials for the NASE website**



Quality management system

Quality systems are based on standards focused on improving processes within organizations.

NASE highlight the standards issued by the **International Organization for Standardization (ISO)** in relation to the implementation of quality systems through the ISO 9000 Family of Standards

NASE STATISTICS

NASE organized **(June 2021)**

220 international courses, in 41 countries
63 courses in co-operation, in 9 countries more

NASE prepared **(November 2020)**

- 60 NASE local working groups had been created involving 790 NASE members (50 IAU members and 740 non IAU members)
- 7530 teachers involving 7 265 900 students (in average a teacher has 200 students per year)



Numbers NASE summary

Countries	from	LWG	Courses	Teachers	Students
<i>Egypt</i>	2020	1	1	33	6 600
<i>Etiopia</i>	2018	1	2	63	34 800
<i>Ghana</i>	2013	1	2	50	74 800
<i>Kenya</i>	2013	1	2	68	41 600
<i>Senegal</i>	2019	1	2	57	18 800
<i>Tanzania</i>	2019	1	2	52	16 800
<i>Togo</i>	2020	1	2	25	5 000
<i>Tunisia</i>	2017	1	1	48	39 000
<i>Uganda</i>	2019	1	2	62	24 800
<i>Zambia</i>	2019	1	1	24	9 600
10		10	19	482	271 800

Numbers NASE summary

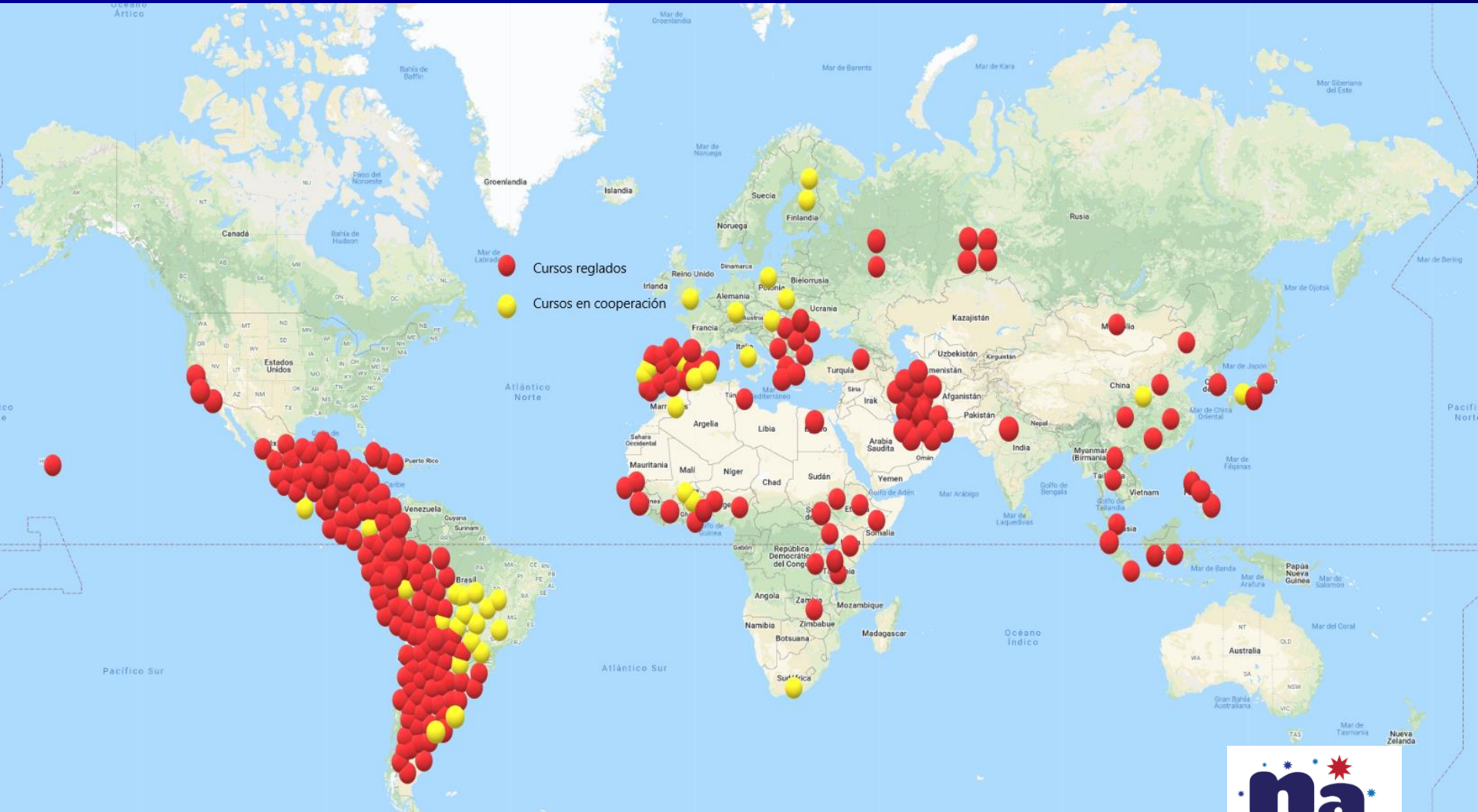
Countries	from	LWG	Courses	Teachers	Students
<i>Armenia</i>	2019	1	1	27	10 800
<i>China</i>	2013	1	5	217	190 800
<i>Indonesia</i>	2016	2	4	179	119 600
<i>Iran</i>	2019	1	6	137	40 400
<i>Japan</i>	2019	1	1	38	14 000
<i>Mongolia</i>	2019	1	1	13	5 200
<i>Philippines</i>	2020	1	2	198	39 600
<i>Thailand</i>	2019	1	2	165	40 200
8		9	14	974	460 600

Countries	from	LWG	Courses	Teachers	Students
<i>España</i>	2016	3	9	282	74 800
<i>Portugal</i>	2018	1	2	39	10 200
<i>Romania</i>	2014	1	7	212	160 600
<i>Rusia</i>	2019	1	6	198	49 000
4		7	24	731	294 600

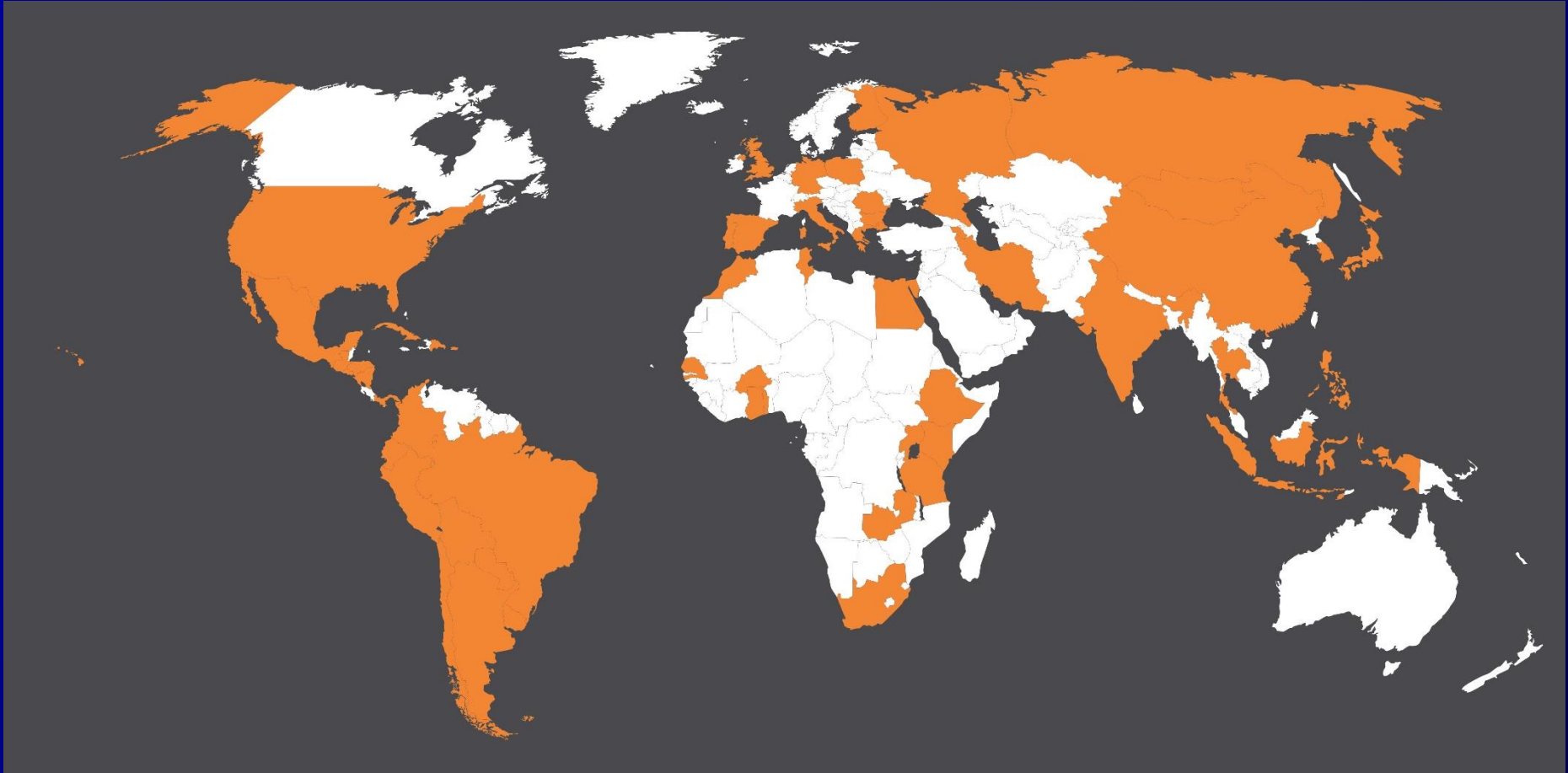
Numbers NASE summary

Countries	from	LWG	Courses	Teachers	Students
Argentina	2010	6	25	860	1 094 600
Bolivia	2012	2	4	317	452 800
Brasil	2012	3	5	243	282 600
Chile	2017	1	1	41	24 600
Colombia	2009	4	20	720	902 000
Cuba	2014	1	2	51	60 600
Ecuador	2009	1	10	553	522 800
Guatemala	2012	1	11	496	496 400
Honduras	2011	1	9	419	528 200
Nicaragua	2010	1	10	367	503 800
Mexico	2013	2	9	272	244 600
Panama	2011	2	7	153	143 800
Paraguay	2011	1	7	201	238 800
Peru	2009	2	7	341	522 300
Puerto Rico	2019	1	1	45	18 000
Rep. Dominicana	2020	1	1	92	18 400
Salvador	2019	1	2	72	28 800
Uruguay	2012	1	3	81	134 200
USA	2015	2	1	19	21 600
19		34	135	5343	6 238 900

Map of Courses (June 2021)

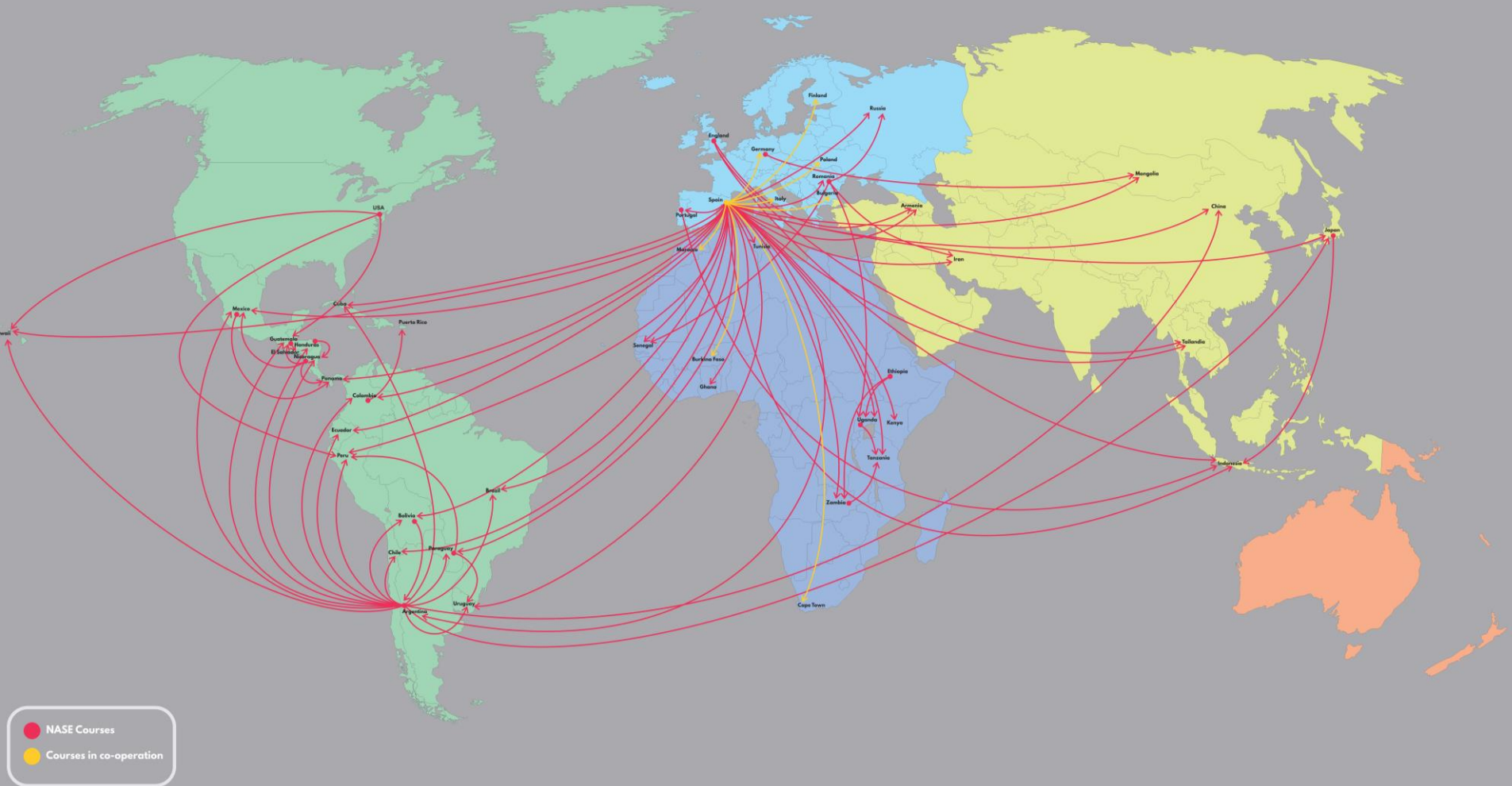


Map of Countries (June 2021)



Visit other countries teaching international courses

NASE CONNECTIONS MAP



Map of Conexions (June 2020)

