







## NASE ASTROBIOLOGY COURSE

Workshop	Materials	
WS7	Print the Workshop7 scissors, glue, Act. 1: 1/10 part of CD or DVD, 1 roll of transparent tape, 1 flourescent bulb, 1 filament or LED lamp, 1 lamp holder Act. 2: 1 candle, 1 tablesponn of common salt, some water. Act. 5: 1 remote control Act. 6: 1 piece of fabric, 1 flashlight with filament bulb (not with LED) Act. 10: identity card, passport, bills.	<b>WS7 Astr. beyond the visible</b> 
WS9	scissors, glue, Act. 1: 1 toilet paper, 1 pen, 1 dinA4 paper, Act. 8: 1 brochette stick, 1 dinA4 cardboard, Act. 9: 1meter string, 1 padlock (or a similar heavy object 2x2cm approx.), 1 plastic cylinder of 10cm (such as the exterior part of a pen), Act. 15: 2 bases of glass, 1 ball or coin of 1cm diameter.	<b>WS9 Planets and exoplanets</b> 
WS10	Act. 2: 1 DVD Act. 3: 1 red cardboard dinA4, 1 yellow cardboard dinA4, 1 blue cardboard dinA4, 1 button battery, 1 gold ring, 1 Gallium thermometer, 1 Iron nail, 1 matchbox, 1 piece of electric copper wire, 1 black pencil lead, 1 mobile battery, 1 aluminum pencil sharpener, 1 can of Coca-Cola or similar, 1 helium balloon, Iodine solution. Act. 5: 1 DVD Act. 6: ½ glass of hot water close to boiling, 1 syringe of 5 cm <sup>3</sup> Act. 7: 3 plastic bottles. 3 thermometers, plasticine, dark soil, a spray bottle for water Act. 8: 2 transparent glass jars, 1 dinA4 blue cellophane paper, 1 dinA4 red cellophane paper, 1 hole punch, 2 spinach leaves or any similar vegetable, ½ l water, 200 g bicarbonate of soda, 10ml syringe, 2 spotlights with one LED bulb each 70W. Act. 9: 1 tablespoon yeast, 1 glass of lukewarm water (22-27°C), 1 tablespoon of sugar, 1 large glass or glass jar, 6 zip-top bags, 1 tablespoon of baking soda or ammonia, 1 tablespoon of sodium chloride, 3 tablespoons of vinegar or 1 lemon, 1 pack of ice cubes, 1 UV light bulb.	<b>WS10 Elements of Astrobiology</b> 

<p>WS11</p>	<p>Act. 1: 14 m of cloth tape 12 cm wide, 1 pen, 5 bells, 1 eye, 1 suction cup, 1 piece of nickel sponge, 1 piece of plastic plant, 1 small plastic dinosaur, 1 plastic bunny, 1 toy chick, 1 doll, needle and thread for sewing</p> <p>Act. 2: 1 plate, 1 straw, 1 glass of water, 1 splash of dishwasher.</p> <p>Act. 3: 1 glass, ½ of water, 1 pencil, 1 tablespoon of sodium bicarbonate, fine sand or sodium chloride.</p> <p>Act. 4: 1 glass of chocolate milkshake or fruit juice, 1 tablespoon of agar-agar (it can be replaced by the gelatin obtained after boiling 2 chicken feet in 1 glass of water), 1 transparent plastic cylinder 25-30cm high, 1 liter of sunflower oil (put in a fridge minimum 30 min), 1 10 ml syringe, 1 fine strainer, 1 mobile or cell phone.</p> <p>Act. 5: 1 brush, 1 dinA4 white paper, 1 magnet, 1 mobile, 2 or 3 drops of gel used to disinfect during COVID</p> <p>Act. 6: ½ glass of water, 1 teaspoon of sodium chloride, 3 teaspoons of sodium bicarbonate, 1 squirt of dish soap, 1 tomato, 1 spoon, 1 fork, 1 fine strainer, 3 crystal glasses, 1 filter paper, ½ glass of ethyl alcohol</p>	<p><b>WS11 Cosmological Timeline</b></p> 
-------------	--	---

WORKSHOP 7

