

Astronomy beyond the visible

Beatriz García, Ricardo Moreno

International Astronomical Union

ITeDA and Universidad Tecnológica Nacional, Argentina

Colegio Retamar de Madrid, Spain



Goals

- Show phenomena beyond the visible, e.g. the electromagnetic energy emitted by celestial bodies, but undetectable by the human eye.
- Perform several simple experiments for determining the existence of emission in the wavelength regions of radio waves, infrared, ultraviolet, microwave and X-ray.



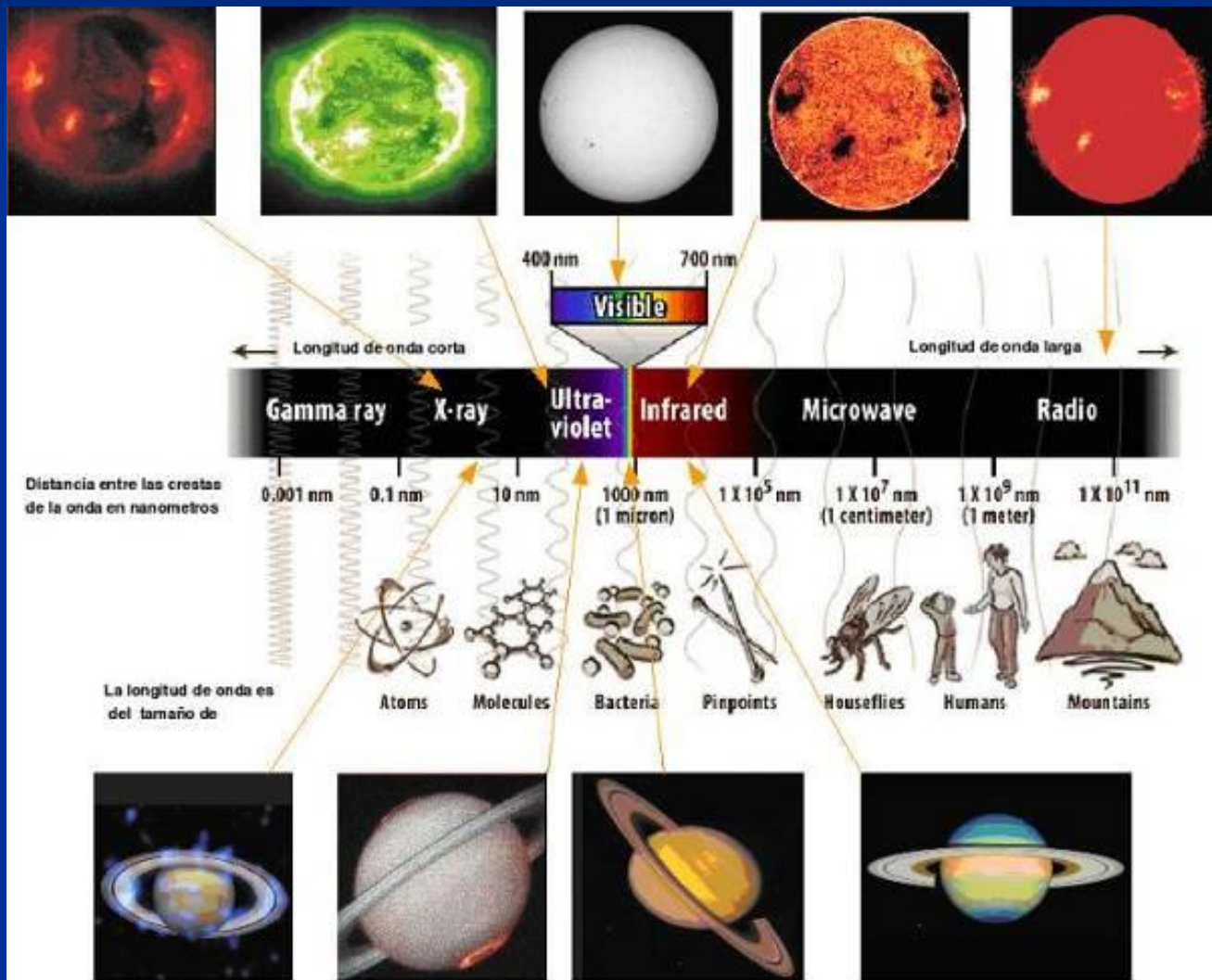
Presentation

- For centuries, the universe had been studied only with the light detected by the human eye.
- There is information that comes electromagnetic waves of other wavelengths that our eyes cannot see.
- Astronomers observe today in the radio, microwave, infrared, ultraviolet, X-rays and gamma rays as well as in visible rays.

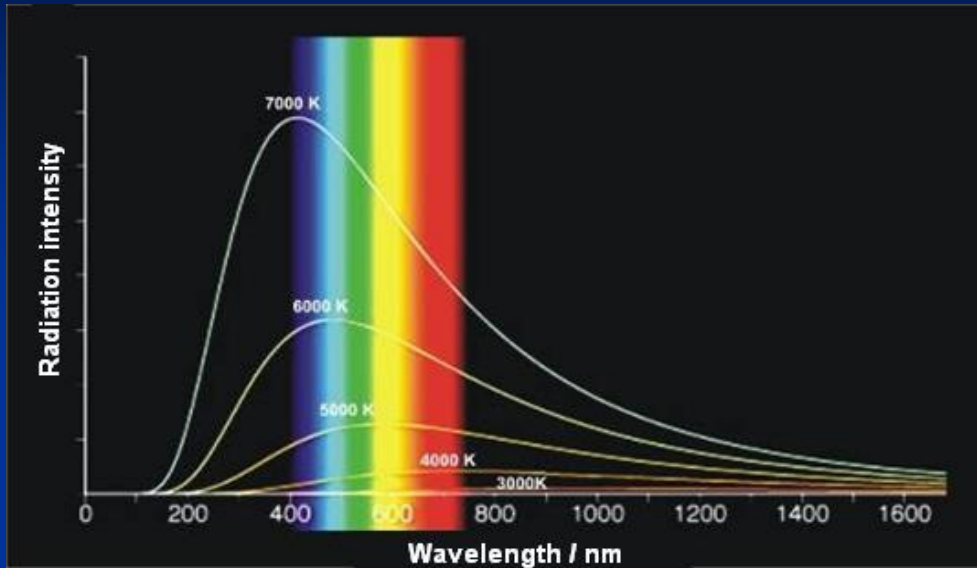


Electromagnetic Spectrum

All wavelengths of electromagnetic radiation.



Blackbody Radiation



By studying the radiation of a distant object, we can measure its temperature without having to go there. This applies for the stars, which are almost black bodies

Any “black body” when heated emits light at many wavelengths.

There is λ_{\max} at which the intensity of radiation is maximum. This λ_{\max} depends on the temperature T :

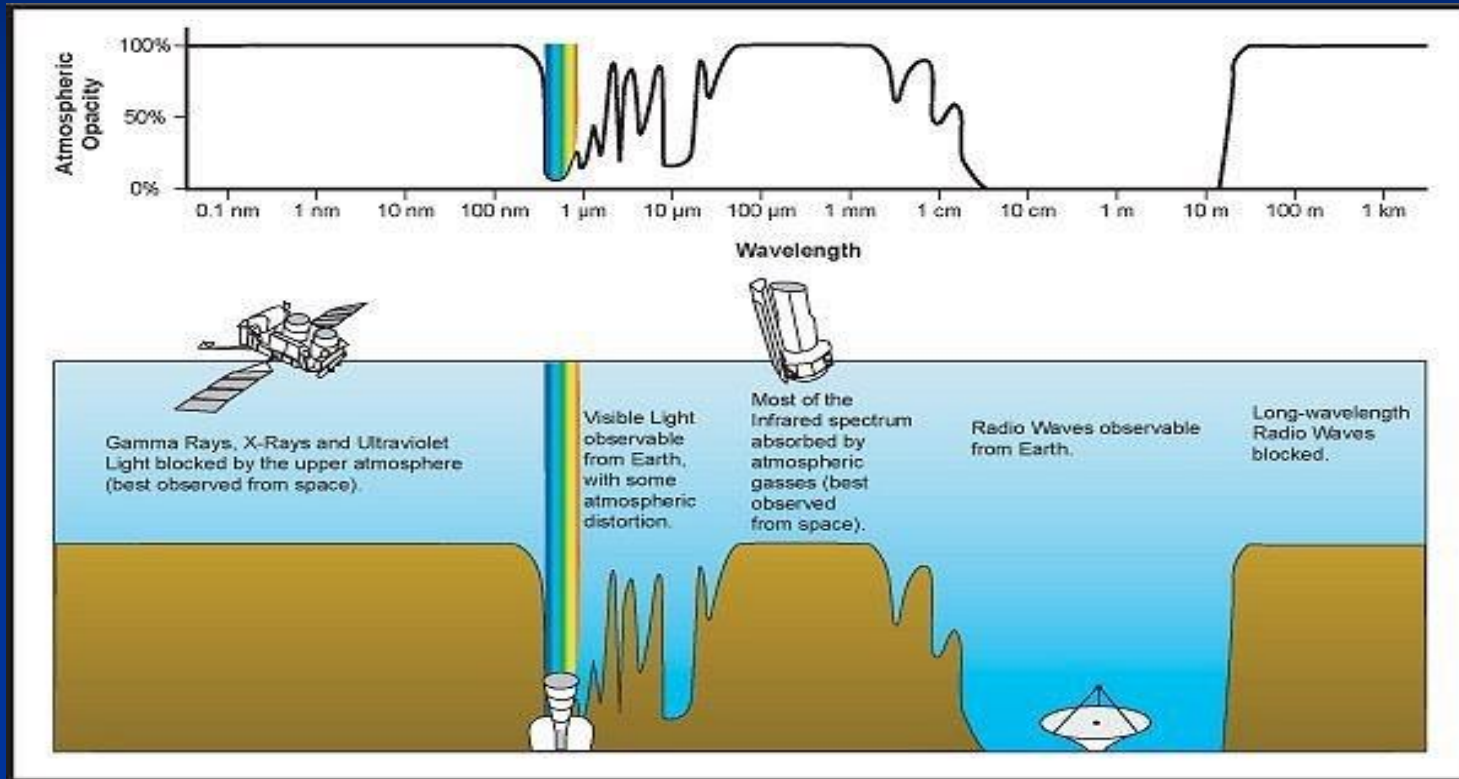
$$\lambda_{\max} = \frac{2.898 \times 10^{-3}}{T} \quad (\text{m})$$

Wien's Law



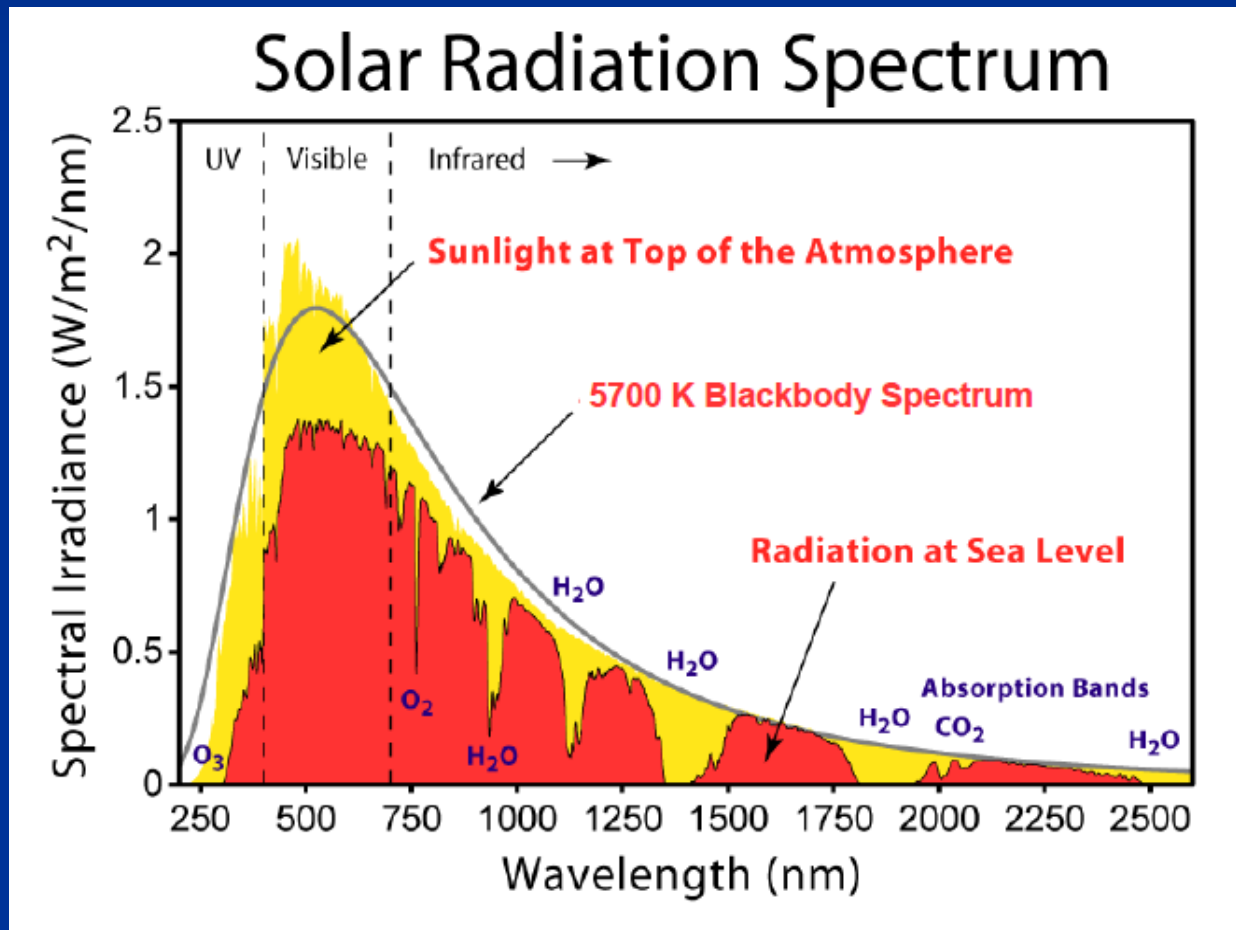
Solar radiation

Windows for different energy regions



The Earth's atmosphere is opaque to most wavelengths of radiation. We can detect the high energies from space and low energies require special detectors.

When the solar electromagnetic energy goes through the atmosphere, the “black body” radiation change, but the λ_{max} at which the irradiance is maximum remains almost without change



We know that there is λ_{\max} at which the irradiance or emission is maximum depends on the temperature T , but it does not need to be in a visible region of the spectrum

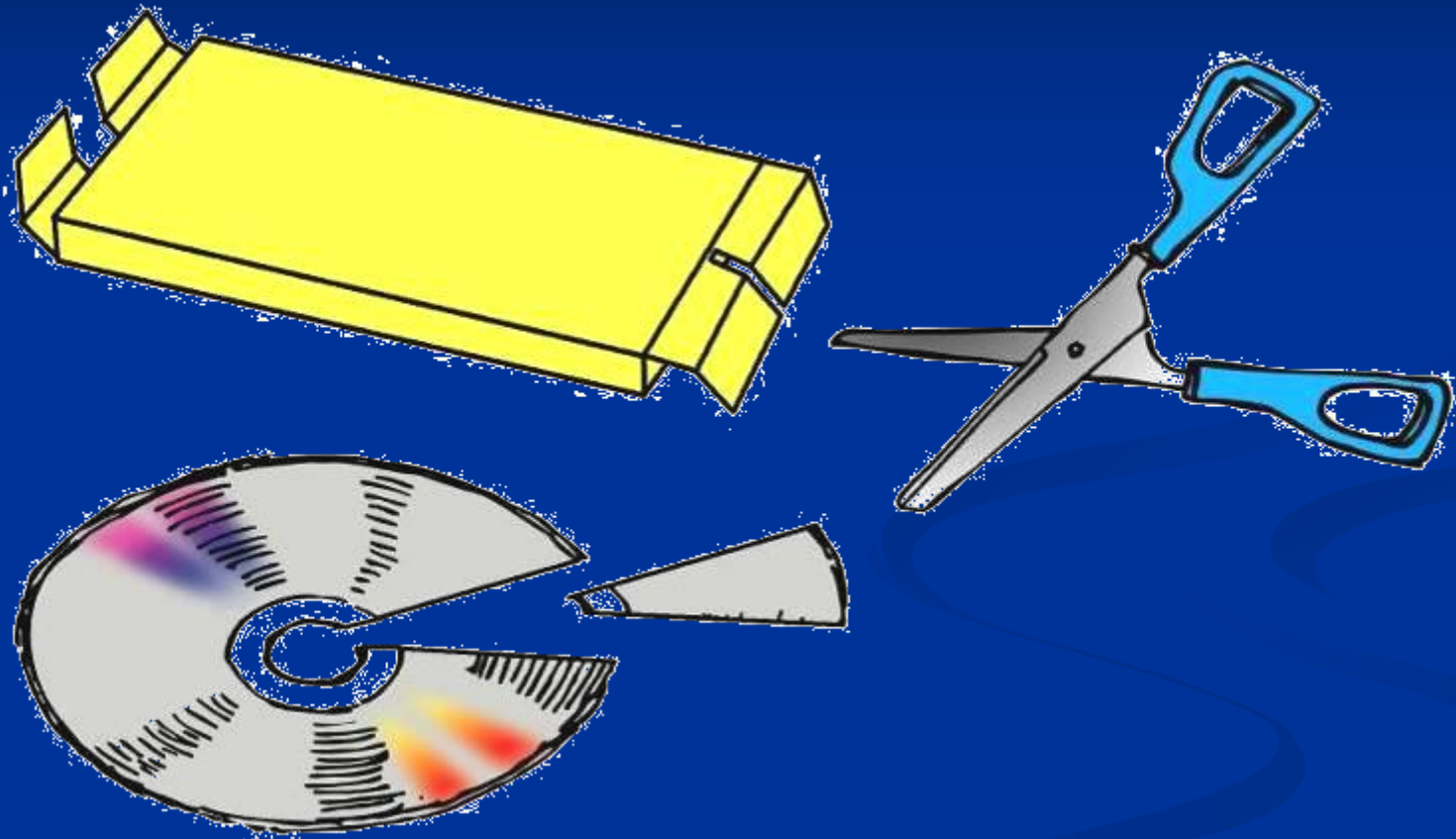


For example, the human body has a temperature of $T = 273 + 37 = 310$ K. Then, emits the maximum in $\lambda_{\max} = 9300$ nm.

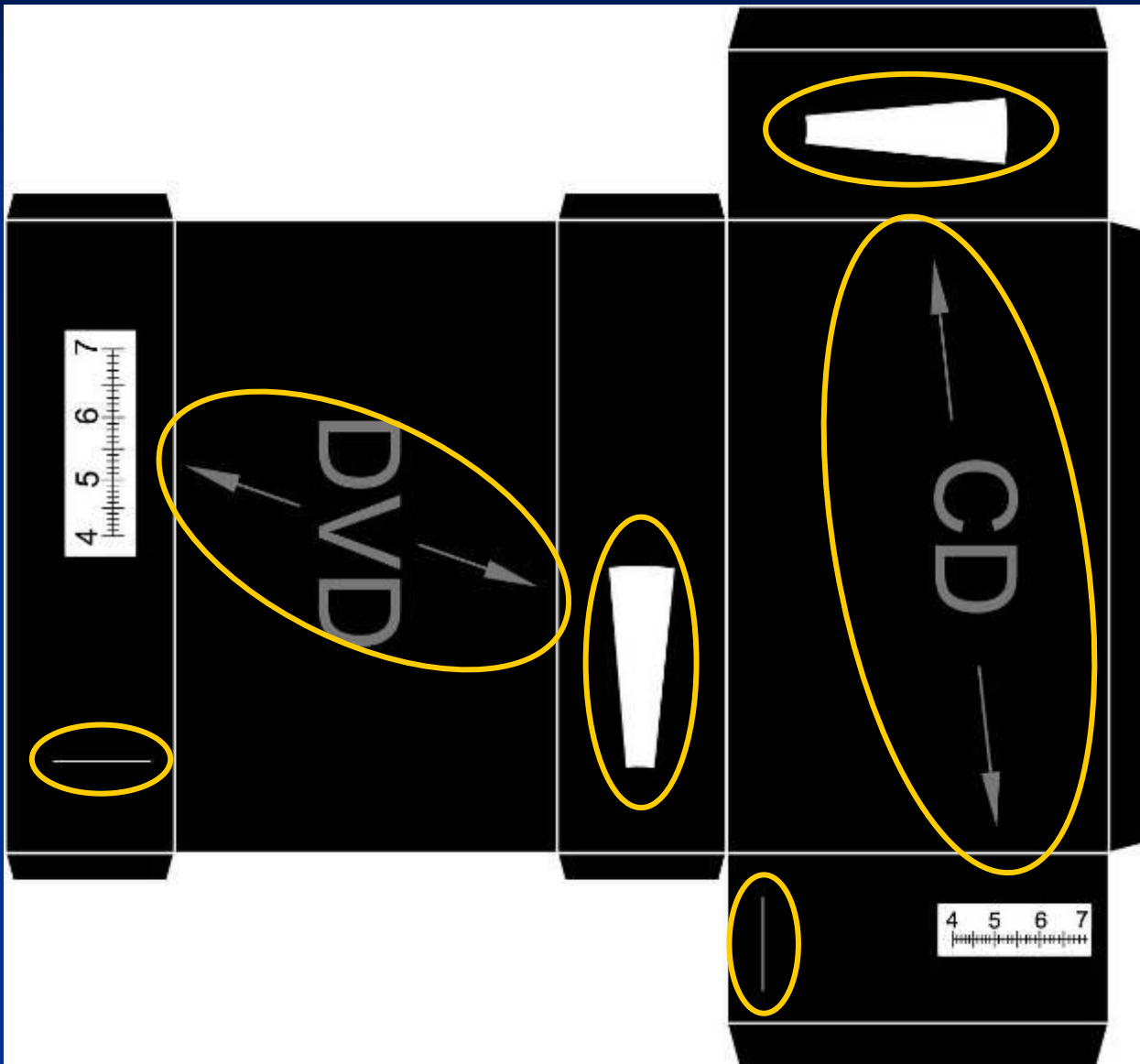
The night vision devices uses this λ_{\max} .



Activity 1: Building a spectrometer



Activity 1: Building a spectrometer



Depending what you use, a DVD part or a CD one, you cut the matching portions the template.

Activity 1: Building a spectrometer



Remove the metal layer of the CD using tape or scratching it.

NB! The coating will not peel off white or commercial CDs.

Activity 1: Building a spectrometer



The black surface folded on the inside.




Compare the spectra from filament lamps, fluorescent lamps and streetlights.




Activity 2: Sodium lines visualization

Spectroscopy allows us to know the chemical composition of stars and exoplanets by studying the spectra that come to us. Let's see an example using a candle where we will impregnate the wick with a little common salt (Na Cl) to see the Sodium emission line that corresponds to a wavelength of 589.




Activity 3: Decomposing sunlight with water drops



Children can split the sunlight and make a rainbow.

They need a hose with a fine spray. They must have their back to the Sun.

Other regions of the spectrum

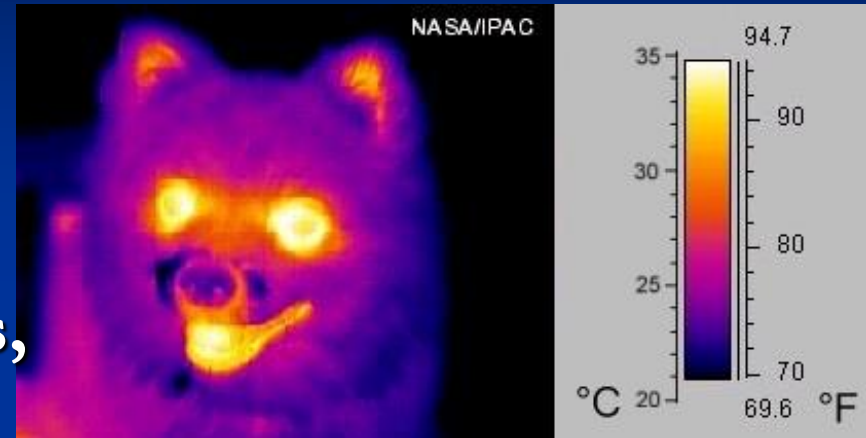


- There is a matter with a temperature much lower than that of the stars, for example, clouds of interstellar matter.
- They do not emit visible radiation, but emit infrared radiation, microwaves and radio waves.
- The type of radiation is associated with the processes that are occurring inside the object. E.g., details in the centre of our galaxy ...



The infrared radiaton

- William Herschel discovered the infrared using the prism and thermometers.
- It is a property of warm bodies, even those not hot enough to emit visible light.
- To highlight this radiation we establish an equivalence between temperature and colour.


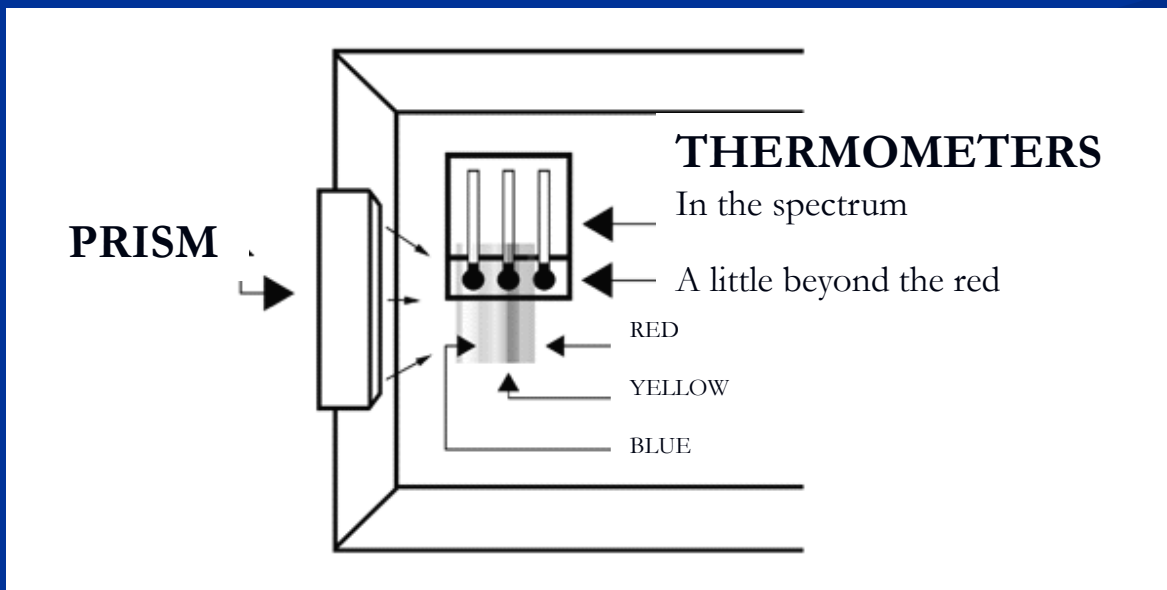
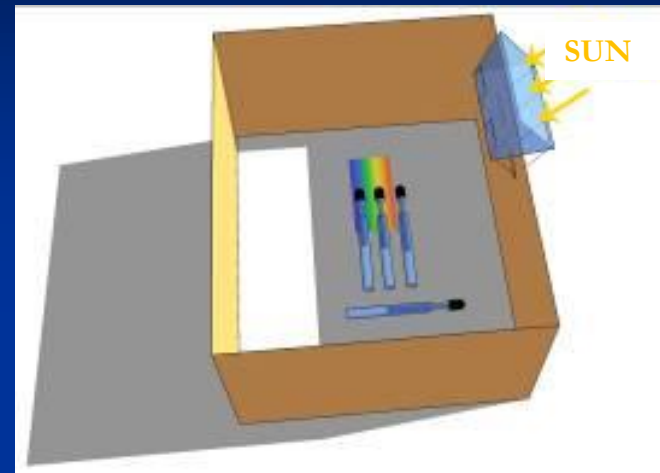
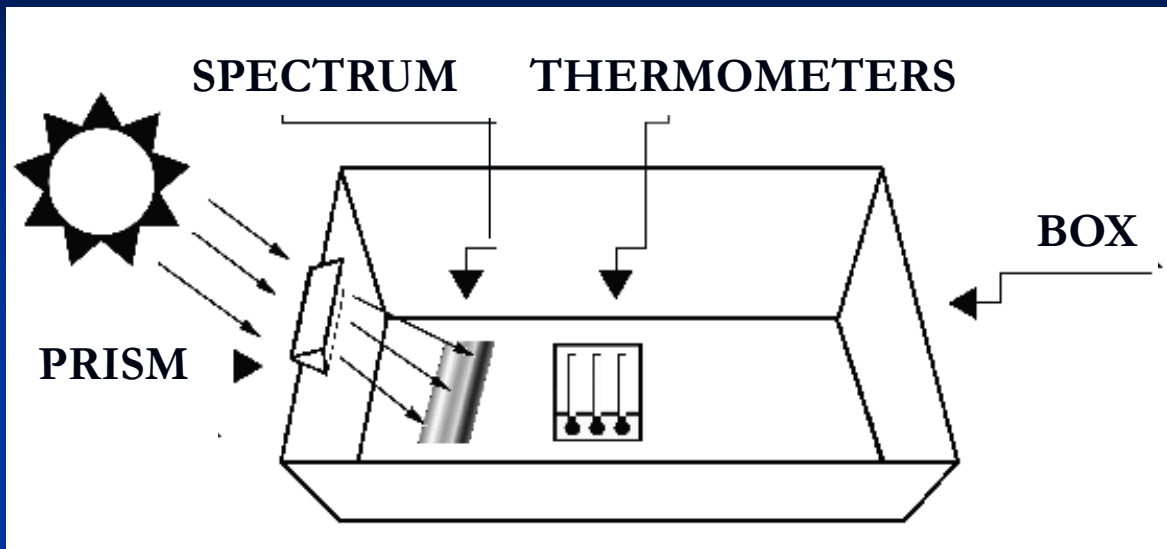


Activity 4: Herschel Experiment





- In 1800, Herschel discovered the infrared in sunlight.

Activity 4: Herschel Experiment



Activity 4: Herschel Experiment



Activity 4: Herschel Experiment




TABLE OF DATA COLLECTION				
	Thermometer No. 1 in the blue	Thermometer No. 2 in the yellow	Thermometer No. 3 beyond the red	Thermometer No. 4 in the shadow
After 1 minute				
After 2 minutes				
After 3 minutes				
After 4 minutes				
After 5 minutes				


Activity 5: IR detection with a phone

- Remote controls emit infrared signals but our eyes cannot see them.
- Many but not all mobile phones cameras are sensitive in IR.



The power of the infrared

- The interstellar dust absorbs visible light but not infrared so much.





Activity 6: Detection of IR light of a bulb

- Most of the energy emitted by an incandescent bulb is in the visible region, but it also emits infrared that can penetrate some fabrics that cannot be penetrated with visible radiation.
- The same happens with the galactic dust, which can be detected from its infrared emissions, but is opaque in the visible region.



Activity 7: Constellation with IR LEDs




Cassiopeia with IR LEDs.

Activity 8: Constellation with remote controls

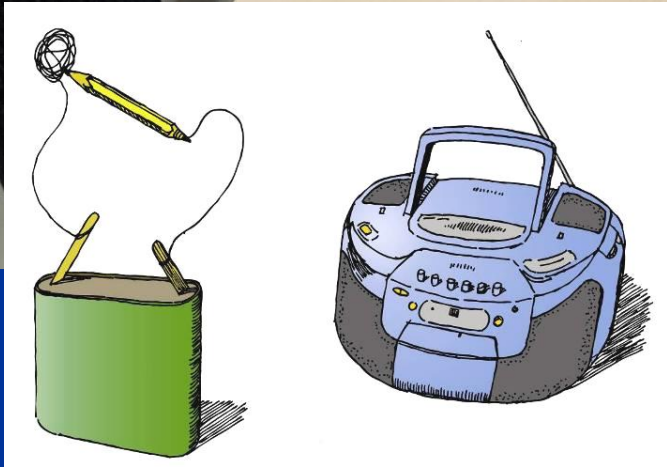



Emission of radio waves

- EM radiation with wavelengths from metres to kilometres is called radio waves.
- They are used for commercial stations.
- Radio waves also come from space, and thus provide information that cannot be seen at other wavelengths.



Activity 9: Producing radio waves



Ultraviolet radiation

- UV photons have higher energies than those of visible light. (UV-A black light is used for plant growth)
- UV-C destroys the chemical bonds between organic molecules. At high doses UV can be fatal for life. (UV-C is used for surgical material disinfection)
- UV-C radiation is filtered by atmospheric ozone. The ozone in the atmosphere is formed by the interaction between sunlight and O_2 , and it filters almost all UV light, allowing only the necessary for the development of life to pass through.



Johann Ritter discovered ultraviolet radiation in 1801



Ultraviolet radiation

- The Sun emits UV radiation, but most of it is filtered by the ozone layer at the top of our atmosphere; the amount that arrives on Earth is beneficial for life.
- This radiation is what makes our skin to tan.
- If the ozone layer decreased in thickness, the Earth would receive higher doses and skin cancers would proliferate.



Ultraviolet light



Andromeda
Galaxy in
visible light
(Hubble)



Andromeda
Galaxy in
UV light
(Swift)


Activity 10: Black Light (UV)

- There is matter that emits light when illuminated with UV. If it is **FLUORESCENT**, it emits light only while illuminated by UV light.

Marks of tickets or passports



Tonic water, which contains quinine



Activity 11: Black Light (UV)

- There is matter that emits light when illuminated with UV. If it is PHOSPHORECENT, it emits visible light for a while.

Little stars of decoration





Emergency posters




Activity 12: Black Light (UV)

There are materials that filter a lot of UV light, such as glass. Sunglasses should be made of glass, not plastic, to protect the retina, which is epithelial tissue. If they are made of plastic (organic), they must have a UV filter

Glass glasses on phosphorescent material, illuminated with UV light



When you remove the glasses, you can see how they have filtered the UV light



X-rays

- More energetic than UV is the X-ray radiation.
- It is used for radiographs and other medical imaging techniques.



X-rays

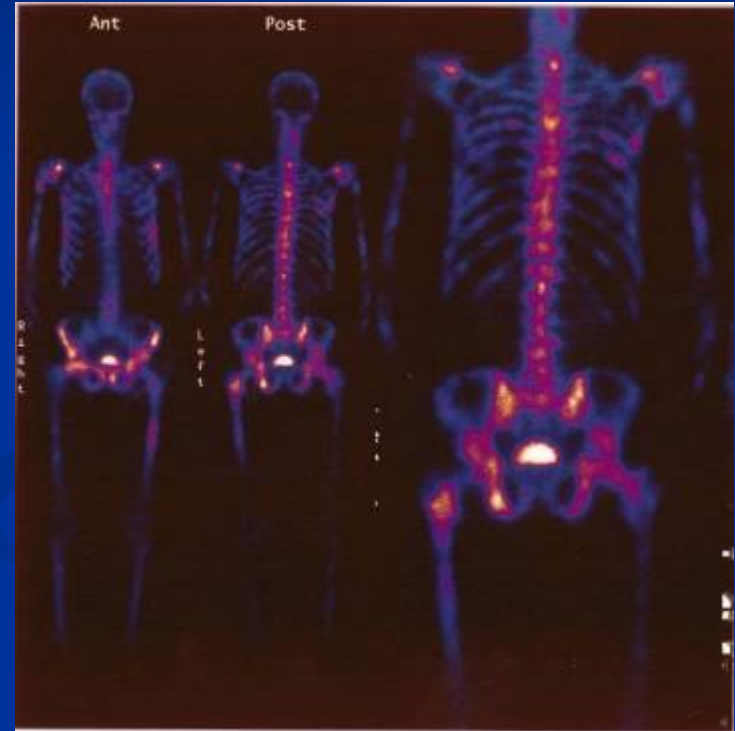
More energetic than UV

- In the cosmos, X-ray radiation is a characteristic of high-energy events and objects: black holes, star collisions, etc.
- The mission of the Chandra Space Telescope is to detect and monitor these kinds of events and objects



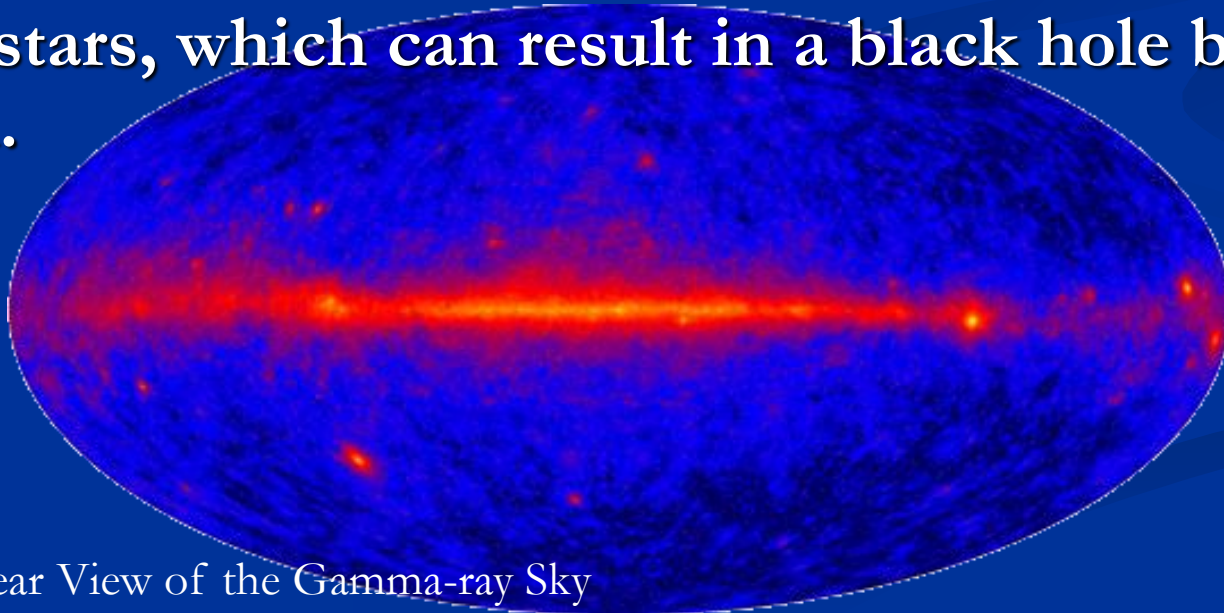
Gamma rays

- It is the most energetic radiation.
- On the Earth these rays are emitted by most of radioactive elements.
- Like X-rays, both are used in medicine, in imaging tests and in therapies to cure diseases like cancer.



Gamma rays

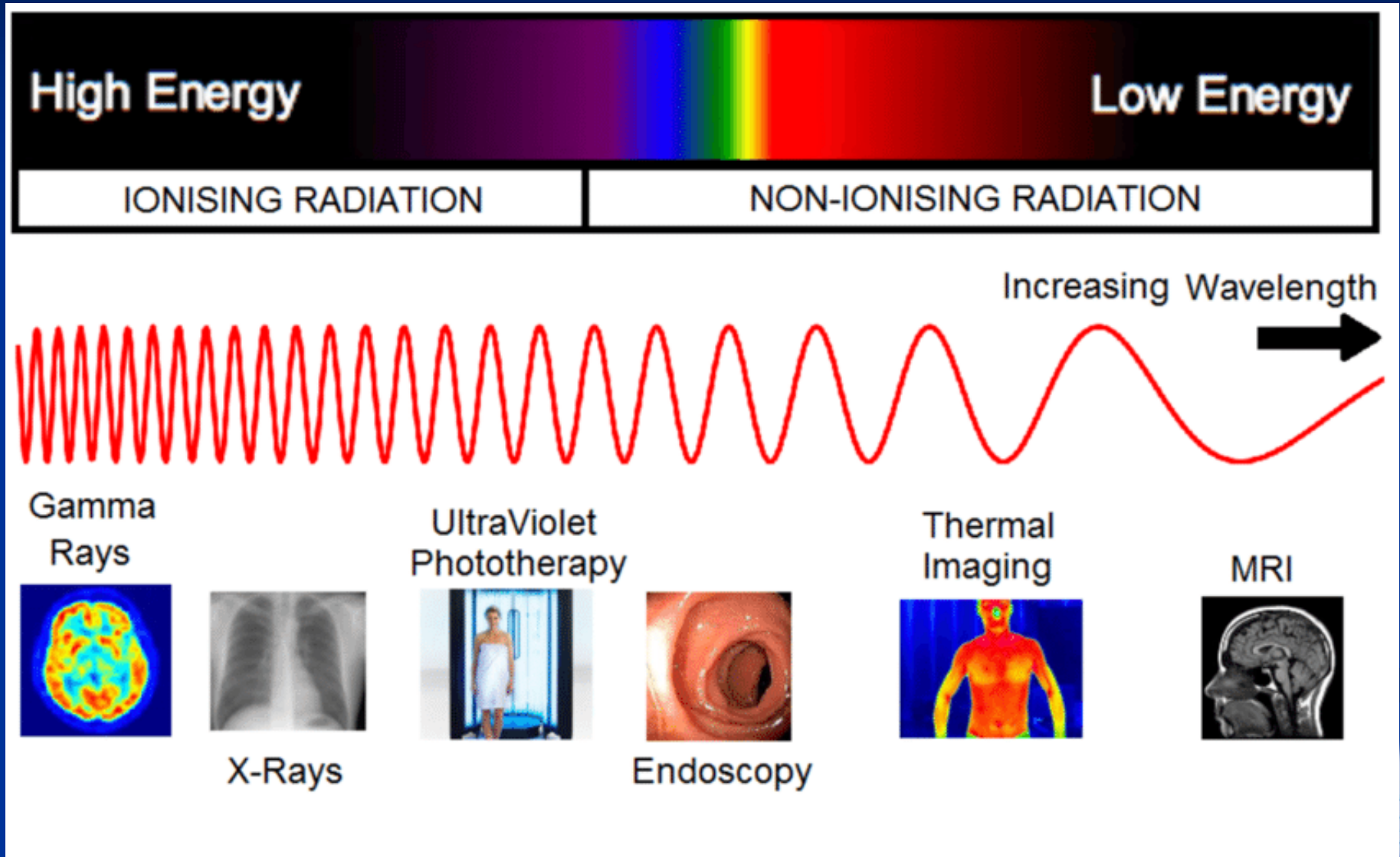
- The occasional violent eruptions of gamma rays are not unusual in the sky.
- There are different types that last from seconds to hours. One problem is to define their exact location to help identify what objects are producing the radiation.
- Astronomers tend to associate them with the fusion of binary stars, which can result in a black hole being formed.



Fermi's Five-year View of the Gamma-ray Sky



Uses of EM radiation in Medicine



Use of Radio Waves

- Magnetic resonance, diagnosis of soft tissues



MRI Human heart



MRI Normal knee

Use of X-rays

- Radiographs and computed axial tomography (CAT scan)



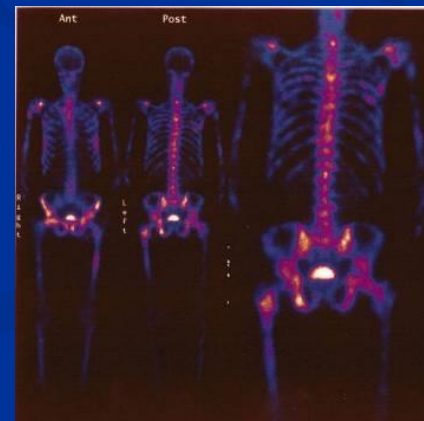
X-ray



CAT Normal knee

Use of Gamma-rays

- Imaging tests and therapies to cure diseases like cancer. Used in positron emission tomography (PET scan)



Thank you very
much
for your attention!

